










60mm Segmental Pavers

Technical Information	 EASIPAVE 60	 VISTAPAVE 60	 NEWPAVE 60*	 MINIPAVE 60*	 FLAGSTONE 60
Length x Width x Height (mm)	220 x 110 x 60	190 x 190 x 60	220 x 220 x 60	110 x 110 x 60	330 x 165 x 60
Pack dimensions (mm)	660 x 880 x 900	760 x 760 x 900	660 x 660 x 940	1110 x 880 x 450	660 x 900 x 700
Dimensional category	DBP1	DBP1	DBP1	DBP1	DBP1
No per pack	336	228	168	400	135
Approx number per m ² (including joint)	40	27	20	80	18
Approximate m ² coverage per pack	8.4	8.4	8.4	5.0	7.5
Approximate unit weight (kg)	3.0	4.5	6.1	1.5	6.8
Approximate pack weight (kg)	1,008	1,026	1,025	600	892
Unconfined compressive strength (MPa)	> 15	> 15	> 15	> 15	> 15
Characteristic breaking load (kN)	> 5	> 7	> 7	> 10	>10
24 hour cold water absorption (%)	< 9	< 9	< 9	< 9	< 9
Impact abrasion resistance (cm ³)	< 10	< 10	< 10	<10	<10
Slip/skid resistance (BPN)	> 65	> 65	> 65	> 65	> 65
Slip resistance category	W	W	W	W	W
Salt attack resistance category	Exposure	Exposure	Exposure	Exposure	Exposure
Liability to efflorescence	Nil to Slight	Nil to Slight	Nil to Slight	Nil to Slight	Nil to Slight

* Made to order subject to minimum quantities.

Suitable For:

 Any outdoor entertainment area including alfrescos and patios.	 Light traffic. Recommended for driveways.	 Light commercial or unit developments.	 Heavy traffic including trucks. Recommended for any commercial project.
---	---	---	--



BLOKPAVE

Concrete Pavers

60mm Segmental Pavers

All Brikmakers' specifications testing is carried out in accordance with Australian/New Zealand Standards AS/NZS 4456 test methods where applicable.

This technical information represents average properties obtained from production lots. If specific test results are required, samples should be taken from current production lots. Durability classification is based on product knowledge under Perth, Western Australia climatic conditions.

To ensure the performance of the pavement and in particular trafficable pavements, it is recommended that square paving units are laid in staggered bond or a 45° staggered bond laying pattern. Rectangular and interlocking paving units should be laid in a herringbone pattern. Please refer to our information on expansion joints when installing large format paving units. It is also important to include 10mm control joints in these pavements.

Sizes and number per square metre or tonne are nominal only and subject to variance due to installation technique, raw material and allowable size variations exhibited by the product.

The physical properties of the Permeable Pavers are indicative and variations in pavement performance will occur depending on unit size and laying pattern. Infiltration rate will vary depending on age of pavement and maintenance schedule of the pavement.

Information is subject to change without notice. All colours are indicative only.

Please confirm all technical, colour and installation specifications are applicable to your application.

Note: Not all colours available in all formats.