




## 2 Course Face Bricks

Technical Information	 CREAMS	 REDS	 TANS/GREYS
Length x Width x Height (mm)	290 x 90 x 162	290 x 90 x 162	290 x 90 x 162
Pack dimensions (mm)	890 x 715 x 980	890 x 715 x 980	890 x 715 x 980
Dimensional category	DW1	DW1	DW1
No per pack	138	138	138
Approximate number per m <sup>2</sup> (including mortar joint)	19.5	19.5	19.5
Approximate unit weight (kg)	5.4	5.7	5.7
Approximate pack weight (kg)	745	786	786
Coring orientation	Vertical	Vertical	Vertical
Characteristic unconfined compressive strength f <sub>uc</sub> (MPa)	>16	> 15	> 16
24 hour cold water absorption (%)	<15	< 12	< 12
Nominal wall surface density (kg/m <sup>2</sup> )	140	150	150
Dry bulk density (kg/m <sup>3</sup> )	1,324	1,324	1,324
Co-efficient of expansion -ε <sub>m</sub> (mm/m/15yrs)	< 0.8	< 0.8	< 0.8
Perforation volume (%)	< 30	< 30	< 30
Gross initial rate of absorption (kg/m <sup>2</sup> /min)	< 2.2	< 2.2	< 2.2
Salt attack resistance category	Exposure	Exposure	Exposure
Liability to efflorescence	Nil to Slight	Nil to Slight	Nil to Slight
Lime pitting	Nil	Nil	Nil
Solar absorbance rating	Medium	Medium	Medium
<b>Fire resistance level for insulation -FRL (min)</b>			
Single leaf wall unrendered (min)	60	60	60



CLAYBRICK Face Brick

---

## 2 Course Face Bricks

---

All Brikmakers' specifications testing is carried out in accordance with Australian/New Zealand Standards AS/NZS 4456 test methods where applicable. Durability classification is based on product knowledge under Perth, Western Australia climatic conditions.

This technical information represents average properties obtained from production lots. If specific test results are required, samples should be taken from current production lots.

Fire Resistance Levels (FRLs) are specified in the Building Code of Australia and the Masonry Code (AS3700). FRLs are quoted in minutes.

FRL information provided is derived from test, opinion or deemed to satisfy. Design of fire rated walls should be checked by a suitably qualified Engineer.

Weighted Sound Reduction Index (Rw) provided is derived from test, opinion or deemed to satisfy. Design of sound walls should be checked by a suitably qualified Acoustic Engineer.

Information is subject to change without notice. All colours are indicative only.

Please confirm all technical, colour and installation specifications are applicable to your application.

---