










Technical Information	 CORED	 CORED WIRECUT TEXTURE	 LOAD BEARING 15	 LOAD BEARING 18	 LOAD BEARING 20	 LOAD BEARING 25	 RENDERS	 SOLID	 SPLIT
Length x Width x Height (mm)	305 x 90 x 76	305 x 90 x 76	305 x 90 x 76	305 x 90 x 76	305 x 90 x 76	305 x 90 x 76	290/305 x 90 x 76	305 x 90 x 76	290 x 90 x 47
Pack dimensions (mm)	920 x 700 x 910	920 x 700 x 910	920 x 700 x 910	920 x 700 x 910	920 x 700 x 910	920 x 700 x 910	920 x 700 x 910	920 x 700 x 910	705 x 720 x 870
Dimensional category	DW1	DW1	DW1	DW1	DW1	DW1	DW0	DW1	DW0
No per pack	264	264	264	264	264	264	264	264	336
Approximate number per m ² (including mortar joint)	37	37	37	37	37	37	37	37	58.5
Approximate unit weight (kg)	3.1	3.1	3.1	3.2	3.4	3.4	3.1	4.3	2.1
Approximate pack weight (kg)	819	819	819	845	899	899	819	1,135	706
Coring orientation	Vertical	Vertical	Vertical	Vertical	Vertical	Vertical	Vertical	Nil	Vertical
Characteristic unconfined compressive strength f _{ud} (MPa)	> 12	> 12	> 15	> 18	> 20	> 25	> 10	> 25	> 25
24 hour cold water absorption (%)	< 12	< 12	< 12	< 10	< 10	< 10	< 15	< 12	< 15
Nominal wall surface density (kg/m ²)	140	140	140	145	155	155	140	215	150
Dry bulk density (kg/m ³)	1,486	1,486	1,486	1,534	1,630	1,630	1,563	2,168	1,788
Co-efficient of expansion -ε _m (mm/m/15yrs)	< 0.8	< 0.8	< 0.8	< 0.8	< 0.8	< 0.8	< 0.8	< 0.8	< 0.8
Perforation volume (%)	< 30	< 30	< 30	< 25	< 25	< 25	< 30	nil	< 30
Gross initial rate of absorption (kg/m ² /min)	< 2.2	< 2.2	< 1.8	< 1.8	< 1.8	< 1.8	< 2.2	< 2.2	< 2.5
Salt attack resistance category	Exposure	Exposure	Exposure	Exposure	Exposure	Exposure	General Purpose	Exposure	Exposure
Liability to efflorescence	Nil to Slight	Nil to Slight	Nil to Slight	Nil to Slight	Nil to Slight	Nil to Slight	Nil to Slight	Nil to Slight	Nil to Slight
Lime pitting	Nil	Nil	Nil	Nil	Nil	Nil	Nil	Nil	Nil
Solar absorbance rating	Medium	Medium	Medium	Medium	Medium	Medium	Medium	Medium	Medium
Fire resistance level for insulation -FRL (min)									
Single leaf wall unrendered (min)	60	60	60	60	60	60	60	60	60
Single leaf wall 20mm render both sides (min)	90	90	90	90	90	90	90	90	90



CLAYBRICK Utility Brick

Verti 76

All Brikmakers' specifications testing is carried out in accordance with Australian/New Zealand Standards AS/NZS 4456 test methods where applicable. Durability classification is based on product knowledge under Perth, Western Australia climatic conditions.

This technical information represents average properties obtained from production lots. If specific test results are required, samples should be taken from current production lots.

Fire Resistance Levels (FRLs) are specified in the Building Code of Australia and the Masonry Code (AS3700). FRLs are quoted in minutes.

FRL information provided is derived from test, opinion or deemed to satisfy. Design of fire rated walls should be checked by a suitably qualified Engineer.

Weighted Sound Reduction Index (Rw) provided is derived from test, opinion or deemed to satisfy. Design of sound walls should be checked by a suitably qualified Acoustic Engineer.

Information is subject to change without notice. All colours are indicative only.

Please confirm all technical, colour and installation specifications are applicable to your application.